

MEWAR HI-TECH ENGINEERING LIMITED

1, HAWA MAGRI, INDUSTRIAL AREA SUKHER, UDAIPUR (RAJ.)

CIN: L29299RJ2006PLC022625

Mail Id: investor@kingsoncrusher.com Ph. No.: 0294-2440234

TO,

**The Corporate Relationship Department,
BSE Listing Centre,
Mumbai (Maharashtra)**

SUBJECT: Outcome of board meeting for approval of standalone unaudited financial results for the half year ended on 30.09.2022 Disclosure under regulation 30 and 33 of the SEBI (LODR) Regulation, 2015.

Ref: Scrip Code: 540150

Dear Sir/ Madam

With reference to the captioned subject, the meeting of the board of directors of the company was held on 14th Day of November, 2022 at the registered office of the Company situated at 1, Hawa Magri, Industrial Area Sukher, Udaipur (Raj), to consider, approve and take on record the unaudited financial result of the company for the half year ended 30.09.2022. The meeting commenced on 03:00 P.M and concluded at 04:00 P.M on the same day.

The financials were approved by the board thereof.

Kindly take the same on record.

Thanking you,

Date: 14.11.2022

Place: Udaipur

For Mewar Hitech Engineering Limited

For MEWAR HITECH ENGINEERING LTD.



Chatsingh Harisingh Rathore

Director

Din: 01748904

MEWAR HITECH ENGINEERING LIMITED
1- HAWA MAGRI, INDUSTRIAL AREA, SUKHER, UDAIPUR
CIN L29299RJ2006PLC022625

PROVISIONAL BALANCE SHEET AS AT 30.09.2022

<u>PARTICULARS</u>	<u>NOTE</u>	<u>Amount in "00"</u>	
		<u>HALF YEARLY</u> <u>APR-SEP</u> <u>2022(Rs.)</u>	<u>F.Y. 2021-22</u> <u>(Rs.)</u>
<u>EQUITY & LIABILITIES:</u>			
(1) <u>SHARE HOLDERS FUNDS:</u>			
(a) Share Capital	2.01	390360.00	390360.00
(b) Reserves & Surplus	2.02	145503.34	291302.46
(2) <u>SHARE APPLICATION MONEY</u>	2.03	0.00	0.00
(3) <u>NON CURRENT LIABILITIES:</u>			
(a) Long Term Borrowings	2.04	1014967.63	1027737.32
(4) <u>CURRENT LIABILITIES:</u>			
(a) Short Term Borrowings	2.05	1300362.61	1226070.28
(b) Trade Payables	2.06	2156949.75	2029338.25
(c) Other Short Term Liabilities	2.07	103096.42	111053.74
(d) Short Term Provisions	2.08	122463.43	161893.05
T O T A L		5233703.18	5237755.09
<u>ASSETS:</u>			
(1) <u>NON CURRENT ASSETS:</u>			
(a) <u>FIXED ASSETS</u>			
Tangible Assets	2.09	1055283.01	1072394.93
(b) Non Current Investments	2.10	11292.45	11292.05
(c) Long Term Loans & Advances	2.11	347416.41	415717.96
(2) <u>CURRENT ASSETS:</u>			
(a) Inventories	2.12	1967767.54	2313219.35
(b) Trade Receivables	2.13	1583810.41	1088280.36
(c) Cash & Cash Equivalents	2.14	3331.09	46372.80
(d) Short Term Loans & Advances	2.15	148736.41	162102.05
(3) <u>MISC EXPENDITURE</u>	2.16	116065.86	128375.59
(To the extent not to be W/off or Adjusted)			
T O T A L		5233703.18	5237755.09

FOR : MEWAR HITECH ENGINEERING LIMITED

For MEWAR HITECH ENGINEERING LTD.


 DIRECTOR

Date: 14.11.2022

Place: Udaipur

[C.S.Rathore]

(Director)

DIN: 01748904

MEWAR HITECH ENGINEERING LIMITED
1- HAWA MAGRI, INDUSTRIAL AREA, SUKHER, UDAIPUR
PROVISIONAL PROFIT & LOSS ACCOUNT FOR THE PERIOD 01.04.2022 TO 30.09.2022

<u>PARTICULARS</u>	<u>NOTE</u>	<u>Amount in "00"</u>	
		<u>HALF YEARLY APR-SEP 2022(Rs.)</u>	<u>F.Y. 2021-22 (Rs.)</u>
<u>I. INCOME</u>			
(a) Revenue From Operations	2.17	2083422.98	3179458.19
(b) Other Income	2.18	33164.41	107330.46
<u>Total Revenue (a&b)</u>		<u>2116587.39</u>	<u>3286788.65</u>
<u>II. EXPENDITURE</u>			
(a) Raw Material Consumed	2.19	1459551.59	2483391.11
(b) Changes In Inventories	2.20	312198.50	236861.21
(c) Manufacturing & Direct Expenses	2.21	147124.92	282979.08
(d) Employee Benefit Expenses	2.22	59854.90	162168.09
(e) Finance Cost	2.23	115899.40	242150.46
(f) Depreciation	2.09	99891.14	157940.81
(g) Other Expenses	2.24	67866.06	186376.49
<u>Total Expenses (a to g)</u>		<u>2262386.51</u>	<u>3751867.25</u>
<u>III. PROFIT BEFORE TAX</u>	<u>(I-II)</u>	-145799.12	-465078.60
<u>IV. TAX EXPENCES</u>			
(a) Income Tax Current Year Provision		0.00	0.00
(b) Income Tax Related to Earlier Year		0.00	16272.42
<u>V. PROFIT FOR THE YEAR</u>	<u>(III-IV)</u>	-145799.12	-481351.02
<u>VI. EARNING PER EQUITY SHARE</u>			
Basic & Diluted		-0.37	-1.23

FOR : MEWAR HITECH ENGINEERING LIMITED

For MEWAR HITECH ENGINEERING LTD.


DIRECTOR

Dare: 14.11.2022
Place: Udaipur

[C.S.Rathore]
(Director)
DIN:01748904

MEWAR HITECH ENGINEERING LIMITED
1- HAWA MAGRI, INDUSTRIAL AREA, SUKHER, UDAIPUR

NOTES TO THE BALANCE SHEET:

HALF YEARLY
APR-SEP
2022(Rs.)

F.Y. 2021-22
(Rs.)

NOTE- 2.01

SHARE CAPITAL

AUTHORISED SHARE CAPITAL:

[45,00,000 Equity Share of Rs. 10/- each]

4500.00

4500.00

ISSUED ,SUBSCRIBED & PAID UP:

Equity Share of Rs.10/- each

390360.00

390360.00

The reconciliation of the number of shares outstanding and the amount of share capital as at Sep. 30,2022 and March 31,2022 is set out of below

Particulars	As at Sep. 30, 2022		As at March 31, 2022	
	No. of Shares	Rs.	No. of Shares	Rs.
Shares at the beginning	390360.00	390360.00	390360	390360.00
Add : Shares issued	0	0.00	0	0.00
Shares at the end	390360	390360.00	390360	390360.00

NOTE- 2.02

RESERVES & SURPLUS

SECURITY PREMIUM

Opening Balance

391920.00

Add: On Share Issued during the year

0.00

391920.00

391920.00

PROFIT & LOSS

Opening Balance

-100617.54

Add : Net Profit/Loss for the period

-145799.12

-246416.66

-100617.54

T O T A L

145503.34

291302.46

NOTE- 2.03

SHARE APPLICATION MONEY:

0.00

0.00

T O T A L

0.00

0.00

NOTE- 2.04

LONG TERM BORROWINGS

(A) SECURED

Small Industrial Development Bank of India

6134.14

[Agt Hyp. of VTL Machine 500mm]

Less : Current Maturity

2940.00

3194.14

3166.00

Union Bank of India Term Loan-

A/c No- 560716000302916

222030.79

Less : Current Maturity

37058.35

184972.44

240000.00

Union Bank of India Term Loan-

A/c No- 059726990000017

119999.73

Less : Current Maturity

0.00

119999.73

120000.00

HDFC Bank (Land Rover Loan) - 59.31 Lakh

37455.23

Less : Current Maturity

5809.45

31645.78

31710.94

HDFC Bank (S Presso Cars)

10767.86

Less : Current Maturity

1657.80

9110.06

11543.57

MEWAR HITECH ENGINEERING LIMITED
1- HAWA MAGRI, INDUSTRIAL AREA, SUKHER, UDAIPUR

Contd.....NOTE- 2.04

		<u>HALF YEARLY</u> <u>APR-SEP</u> <u>2022(Rs.)</u>	<u>F.Y. 2021-22</u> <u>(Rs.)</u>
TATA Motors Finance Ltd. - Dumper Signa 4825 - 47.97 Lakh	36442.73		
Less : Current Maturity	<u>6165.02</u>	30277.71	30277.71
TATA Motors Finance Ltd. - Dumper Signa 5530 - 45.31 Lakh	34630.69		
Less : Current Maturity	<u>5797.04</u>	28833.65	28833.64
Small Industrial Development Bank of India- 3.76 Lakh	2408.00		
Less : Current Maturity	<u>624.00</u>	1784.00	1784.00
Bank of Baroda - Loader (18.50 Lakh)	16740.32		
Less : Current Maturity	<u>2639.52</u>	14100.80	0.00
Kotak Mahindra Bank Ltd Bharat Benz (52.15 Lakh)	48436.82		
Less : Current Maturity	<u>5845.84</u>	42590.98	0.00
T O T A L (a)		<u>466509.29</u>	<u>467315.87</u>

(B) UNSECURED

(a) Term Loans from Banks

Aditya Birla Finance Ltd. (Business Loan 30Lac)	5646.50		
Less : Current Maturity	<u>2965.46</u>	2681.04	2747.28
Pirmal Capital & Housing Finance Ltd [Mortgage Loan against H.No. 3C, Ambavgarh,Udaipur owned by Director Mrs.Reena Rathore & Sh.C.S.Rathore]	504344.71		
Less : Current Maturity	<u>9299.18</u>	495045.53	501170.90
Fullerton India credit Co.Ltd (Business Loan - 30 Lakh)	6150.91		
Less : Current Maturity	<u>6034.57</u>	116.34	116.66
ICICI Bank- (Business Loan 50Lac)	8416.69		
Less : Current Maturity	<u>8416.69</u>	0.00	0.00
IDFC First Bank (Business Loan 51lakh)	8667.61		
Less : Current Maturity	<u>6339.97</u>	2327.64	2327.65
IDFC First Bank (Business Loan 9.17 lakh)	6159.89		
Less : Current Maturity	<u>1503.53</u>	4656.36	4656.36
IDFC First Bank (Business Loan 4.56 lakh)	4594.67		
Less : Current Maturity	<u>0.00</u>	4594.67	4594.67

MEWAR HITECH ENGINEERING LIMITED
1- HAWA MAGRI, INDUSTRIAL AREA, SUKHER, UDAIPUR

(b) Loans & Advances from Related Parties (Interest bearing)

Mewar Technocast P.Ltd	0.00	0.00
Himanshu Sharma U.L	0.00	0.00
Kalpana Sharma - U.L.	11159.20	6279.20
Creative and Innovative Service Provider	3000.00	3000.00
Fateh Singh Rathore	0.00	1000.01
Amba Lal Salvi	5000.00	5000.00
Rewat Singh	0.00	5000.00
V.S.R Rocks Engineering	19877.56	24528.71
T O T A L (b)	548458.34	560421.44
T O T A L (a+b)	1014967.63	1027737.32

**Segregation of Long Term & Short Term Borrowings are on discretion of Management.*

NOTE- 2.05

HALF YEARLY
APR-SEP **F.Y. 2021-22**
2022(Rs.) **(Rs.)**

SHORT TERM BORROWINGS

SECURED

Loans Repayable on Demand From Banks

Union Bank of India C/A 510101005336561	0.00	0.00
Union Bank of India C.C A/c - 560101000094698 [W.C. Loan]	1300362.61	1226070.28
T O T A L	1300362.61	1226070.28

Working capital loan are secured by hypothecation of present and future stock of raw

NOTE- 2.06

TRADE PAYABLE

(a) Trade Creditors

(As per Statement-1)

T O T A L (a) **1169208.61** **1250963.31**

(b) Advance From Customers

(As per Statement-2)

T O T A L (b) **987741.14** **778374.94**
T O T A L (a+b) **2156949.75** **2029338.25**

NOTE- 2.07

OTHER SHORT TERM LIABILITIES

Current Maturities of Long Term Debt

Aditya Birla Finance Ltd. (Business Loan 30Lac)	2965.46	5677.51
Pirmal Capital & Housing Finance Ltd	9299.18	18104.24
Fullerton India Credit Co Ltd. (Business Loan)	6034.57	11607.57
HDFC Bank (Land Rover Loan) - 59.31 Lakh	5809.45	11384.71
HDFC Bank (S Presso Cars)	1657.80	811.30
TATA Motors Finance Ltd. -Dumper Signa 4825 - 47.97 Lakh	6165.02	12064.36
TATA Motors Finance Ltd. -Dumper Signa 5530 - 45.31 Lakh	5797.04	11315.70
ICICI Bank- (Business Loan 50Lac)	8416.69	17810.91
IDFC First Bank (Business Loan 51lakh)	6339.97	12210.08
IDFC First Bank (Business Loan 9.17 lakh)	1503.53	2939.35
Union Bank of India Term Loan- A/c No- 560716000302916	37058.35	0.00
Small Industrial Development Bank of India- 3.76 Lakh	624.00	1248.00
Small Industrial Development Bank of India	2940.00	5880.00
Bank of Baroda - Loader (18.50 Lakh)	2639.52	0.00
Kotak Mahindra Bank Ltd Bharat Benz (52.15 Lakh)	5845.84	0.00
T O T A L	103096.42	111053.74

MEWAR HITECH ENGINEERING LIMITED
1- HAWA MAGRI, INDUSTRIAL AREA, SUKHER, UDAIPUR

NOTE- 2.08

SHORT TERM PROVISIONS

Audit & Legal Fee Payable	300.00	29.00
Fixed Deposit Term	504.13	0.00
Advance Against Expenses to Staff/worker	0.00	786.97
Advance Against Travelling	7946.43	7211.65
Bonus Payable	14198.64	14554.32
Director Remuneration Payable	907.06	699.26
E.P.F. Payable	15277.91	54142.86
ESI Payable	7846.69	8224.38

Contd.....NOTE- 2.08

	<u>HALF YEARLY</u> <u>APR-SEP</u> <u>2022(Rs.)</u>	<u>F.Y. 2021-22</u> <u>(Rs.)</u>
FBT Payable	590.24	590.24
GST Payable	41880.64	0.00
GST Payable - Belgaum Branch	180.27	180.27
Provision for Income Tax A.Y. 2021-22	0.00	0.00
Interest Payable other loan	0.00	4838.82
Salary Payable	9431.04	21095.48
TCS Payable	1948.43	3682.96
TDS Payable	7223.11	17218.29
Vat Payable - Assam Branch	418.37	418.37
Vat Payable - Belgaum Branch	225.62	225.62
Wages Payable	13584.83	27994.56
T O T A L	<u>122463.41</u>	<u>161893.05</u>

NOTE- 2.10

NON CURRENT INVESTMENTS

Equity Share in Mewar Technocast P. Ltd.	10000.00	10000.00
Gold Coins	1292.45	1292.05
T O T A L	<u>11292.45</u>	<u>11292.05</u>

NOTE- 2.11

LONG TERM LOANS & ADVANCES

(Secured Considered Good)

(a) **Other Advances**

Dhan Singh Ranawat	0.00	500.00
Himanshu Sharma-Advance	1300.00	3000.00
Fateh Singh Rathore	199.99	0.00
Meenakshi Property	4000.00	4000.00
Mewar Technocast Pvt. Ltd.	233902.94	233815.44
Pantomath Capital Advisors P.Ltd.	346.18	2346.18
Rajat Vyas	400.00	0.00
Phosphate India P.Ltd	0.00	0.00
Rathore Infra	59927.67	111382.84
Reena Rathore	588.33	2018.55
Rinku Solanki-Khandwa	2500.00	4500.00
Satyanarayan Yadav-Khandwa	0.00	2000.00
Sh.C.S.Rathore	36919.05	17635.71
Shivraj Singh Ji Shaktawat	5803.16	5803.16
Tej Singh Rathore	0.00	1000.00
Thomas Cook India P.Ltd.	1000.00	1000.00
Gamer Lal Teli	0.00	0.00
Hunkey Dori	0.00	0.00
T O T A L (a)	<u>346887.32</u>	<u>389001.88</u>

MEWAR HITECH ENGINEERING LIMITED
1- HAWA MAGRI, INDUSTRIAL AREA, SUKHER, UDAIPUR

(b) <u>Security Deposits</u>		
Security Deposit with A.V.V.N.L	313.09	313.09
Security Deposit with B.S.N.L	116.00	116.00
Security Deposit with Sales Tax Department	100.00	100.00
Fixed Deposite ag. Bank Guarantee	0.00	26186.99
	T O T A L (b)	529.09
	T O T A L (a+b)	26716.08
		347416.41
		415717.96

NOTE- 2.12

HALF YEARLY
APR-SEP
2022(Rs.) **F.Y. 2021-22**
(Rs.)

INVENTORIES

Raw Material	674735.75	707989.06
Work In Progress / Finished Goods	1293031.79	1605230.29
<i>*Inventories are valued and certified by the Management.</i>		
<i>No inventory record produced before us.</i>		
	T O T A L	1967767.54
		2313219.35

NOTE- 2.13

TRADE RECEIVABLES

(Secured Considered Good)

(a) <u>Trade Debtors</u>		
(As per Statement-3)	T O T A L (a)	1121662.76
		986228.01
(b) <u>Advance to Suppliers</u>		
(As per Statement-4)	T O T A L (b)	462147.65
	T O T A L (a+b)	102052.15
		1583810.41
		1088280.16

NOTE- 2.14

CASH & CASH EQUIVALENTS

(a) <u>Balance With Banks</u>		
Union Bank of India C/A 510101005336561	7.38	7.39
Union Bank of India C/A 510101005338300	28.11	28.11
	T O T A L (a)	35.49
		35.49
(b) <u>Cash in Hand</u>		
	T O T A L (b)	3295.60
	T O T A L (a+b)	46337.31
		3331.09
		46372.80

NOTE- 2.15

SHORT TERM LOANS & ADVANCES

(a) Loan to Staff & Workers	476.67	1506.47
Advance Against Expenses to Staff/worker	11738.32	0
Income Tax For Stay -A.Y.2010-11	4000.00	4000.00
Income Tax For Stay -A.Y.2013-14	2.50	2.50
Income Tax For Stay -A.Y.2014-15	2595.56	2595.56
Income Tax For Stay -A.Y.2017-18	2380.00	2380.00
Income Tax Refund	4060.40	4060.40
Prepaid Expenses	0.00	0.00
Prepaid Insurance	0.00	2139.49
	T O T A L (a)	25253.45
		16684.42

MEWAR HITECH ENGINEERING LIMITED
1- HAWA MAGRI, INDUSTRIAL AREA, SUKHER, UDAIPUR

(b) Security Deposits

EMD with Software Technology Parks of India	5000.00	5000.00
EMD with Synise Technologies Limited	1000.00	1000.00
EMD with Ultratech Cement Limited,Neemuch (M.P)		0.00
EMD with UPRVUNL-Kasimpur		0.00
EMD With UPRVUNL-Obra	1434.00	1434.00
Input Sales Tax/VAT	71215.17	71215.17

Contd.....NOTE- 2.15

	<u>HALF YEARLY</u> <u>APR-SEP</u> <u>2022(Rs.)</u>	<u>F.Y. 2021-22</u> <u>(Rs.)</u>
Input GST	0.00	28049.75
Security Deposit with BSE Ltd.	2336.40	2336.40
Security Deposit with UPRVUNL-Panki	722.73	722.73
Security DepRoyal Imperial Resident Welfare Society	1000.00	1000.00
TDS/TCS Receivable	10652.07	6113.11
Security Deposit with Chandra Doshi-Landloard	90.00	90.00
Security Deposit with Hamburg Sud India P. Ltd	218.45	218.45
Security Deposit with MSC Agency Ind.P. Ltd	200.00	200.00
Security Deposit With RSMML	190.00	190.00
Security Deposit with SAIL	133.33	133.33
Provision for Income Tax for A.Y.2022-23	6384.78	8775.08
TDS on Interest recoverable from NBFC	22209.87	18939.41
AVVNL Badgaon	696.15	0
TOTAL (b)	<u>123482.96</u>	<u>145417.43</u>
TOTAL (a+b)	<u>148736.41</u>	<u>162101.85</u>

NOTE- 2.16

MISCELLANEOUS EXPENDITURES

[Not to be written off or adjusted]

Deferred Expenditure	117521.37		
Less : 1/10 W/off	<u>11245.23</u>	106276.14	117521.37
Deferred Expenditure	10854.22		
Less : 1/10 W/off	<u>1064.50</u>	9789.72	10854.22
(Development Exp. For Hydraulic Power			
TOTAL	<u>116065.86</u>	<u>128375.59</u>	

MEWAR HITECH ENGINEERING LIMITED, UDAIPUR
CASH FLOW STATEMENT FOR THE HALF YEAR ENDED 30-09-2022

Amount in "00"

S.No.	Particulars	For the Half Year Ended 30-09-2022		For the Year Ended 31-03-2022	
A	Cash flow from operating activities				
	Net profit before tax and extraordinary items		(1,45,799)		(4,65,079)
	Adjustment for:				
1	Depreciation	99,891		1,57,941	
2	Financial Expenses	1,15,899		2,42,150	
3	Other Incomes	-		-	
4	Interest Received				
			2,15,791		4,00,091
	Operating Profit Before Working Capital Changes		69,991		(64,987)
	Adjustment for:				
1	(Increase)/Decrease in Trade receivables	(4,95,530)		3,06,184	
2	(Increase) / Decrease in Inventory	-		4,88,536	
3	(Increase) / Decrease in Short term loan & Advances	13,366		(42,398)	
4	(Increase) / Decrease in other Current assets	-		-	
5	Increase / (Decrease) in Creditors	1,27,612		2,96,262	
6	Increase / (Decrease) in Other Current Liabilities	9,737		9,737	
7	Increase / (Decrease) in Short term Provisions	(39,430)		(82,674)	
8	Income Tax Paid	-		(16,272)	
9	Tax Adjustments	-		-	
			(3,84,246)		9,59,374
	Add:- Extra ordinary - MICSE. EXP		12,310		38,204
	Net Cash From Operating Activities total (A)		(3,01,945)		9,32,591
B	Cash Flow from Investing activities				
1	Purchase of Fixed assets	(82,779)		(3,37,119)	
2	Proceeds from Sale of Fixed Assets	-		6,975	
3	(Increase) /Decrease in Investments	-		-	
4	(Increase) / Decrease in long term loans & Adv.	68,302		(3,62,235)	
5	Interest Received	-		-	
			(14,478)		(6,92,379)
	Net Cash Flow from Investing Activities (B)		(14,478)		(6,92,379)
C	Cash Flow from Financing Activities				
1	Increase in Loans	61,523		29,337	
2	Financials Expenses	(2,42,150)		(2,42,150)	
3	Capital				
4	Dividend Tax Paid				
			(1,80,628)		(2,12,813)
	Net Cash flow from Financing Activities (C)		(1,80,628)		(2,12,813)
	Increase / (Decrease) in Cash and Cash Equivalents (A)+ (B)+ (C)		(4,97,050)		27,399
	Net increase / Decrease in Cash and Cash Equivalents		(4,97,050)		27,399
	Cash and Cash Equivalents (Opening)		46,373		18,973
	Cash and Cash Equivalents (Closing)		3,331		46,373
			(43,043)		27,399
	Cash and Cash equivalent comprises:				
	Cash in Hand		3,296		46,337
	Cash at Bank in current account and deposit A/c		35		35
			3,331		46,373

FOR : MEWAR HITECH ENGINEERING LTD.

For MEWAR HITECH ENGINEERING LTD.


DIRECTOR

Date: 14.11.2022
Place: Udaipur

[C.S.Rathore]
DIN - 01748904
(Director)



SAGAR GOLCHHA & Co.

CHARTERED ACCOUNTANTS

Office :- 33- OSTWAL NAGAR, SUNDERWAS, UDAIPUR-313001

Ph :- 0294-2941242, 09829401815, e-mail casagarit@yahoo.in

Annexure V

Format for the Limited Review Report for companies (other than banks)

Review report to,
The Board of Directors,
Mewar Hi-Tech Engineering Limited,
1, Hawa Magri, Industrial Area Sukher, Udaipur,
Rajasthan-313001

We have reviewed the accompanying statement of **un-audited financial results** of Mewar Hi-Tech Engineering Limited for the period ended September 30th 2022 being submitted by the company pursuant to Regulation 33 of the SEBI (LODR) Regulation, 2015 with stock exchange. This statement is the responsibility of the company's management and has been approved by the Board of Directors. Our responsibility is to issue a report on these financial statements based on our review.

We conducted our review in accordance with the Standard on Review Engagement (SRE) 2410, Engagements to Review Financial Statements issued by the Institute of Chartered Accountants of India. This standard requires that we plan and perform the review to obtain moderate assurance as to whether the financial statements are free of material misstatement. This review is limited primarily to inquiries of company personnel and analytical procedures applied to financial data and thus provide less assurance than an audit. We have not performed an audit and accordingly, we do not express an audit opinion.

Based on our review conducted as above, nothing has come to our attention that causes us to believe that the accompanying statement of unaudited financial results prepared in accordance with applicable accounting standards and other recognized accounting practices and policies has not disclosed the information required to be disclosed in terms of Regulation 33 of the SEBI (Listing Obligations and Disclosure Requirements) Regulations, 2015 including the manner in which it is to be disclosed, or that it contains any material misstatement.

[Attached notes is forming part of Annexure V]


Place of signature: Udaipur

Date: 14.11.2022

For: Sagar Golchha & Co.

-Chartered Accountants

FRN: 007755C



(CA Sagar Golchha)

(Proprietor)

(M.No. 076797)


UDIN: 22076797BDALDF8283

Mewar Hi-Tech Engineering Limited,
1, Hawa Magri, Industrial Area Sukher, Udaipur,
Rajasthan-313001

Notes: [Forming part of annexure-V of Limited Review Report]

1. The above financial results are reviewed and recommended by the audit committee of board of directors at their meeting held on 14.11.2022 and then subsequently approved by the board of directors at their meeting held on 14.11.2022.
2. The earnings per share have been computed in accordance with the accounting standard on earning per share (AS-20).
3. The company is engaged in manufacturing of all kind of stone crusher machine & related spare parts. As such there are no separate reportable segments as specified in accounting standards (AS-17) on segment reporting as specified under section 133 of the companies Act, 2013 read with rule 7 of the Companies Accounting) Rules 2014 is doing by the company.
4. Figures of the previous period are re-classified/ re-grouped or re-arranged, wherever necessary to make them comparable.
5. The results for the half year ended on 30.09.2022 have been subjected to "Limited Review" by the statutory auditor of the company in compliance with regulation 33 of SEBI (Listing Obligations and Disclosure Requirement) Regulations, 2015.
6. The maintained inventory record is neither adequate nor feasible for our review, hence not verified.
7. The company did not receive any investor's complaints/ queries during the half year ended on 30.09.2022
8. During the period , Company has been involved in the following transaction with related parties as under :


Sr. No.	Name of Related Party	Relationship	Opening Balance		Nature of Transaction		Fund Transfer		Closing Balance	Dr/ Cr
			Dr.	Cr.	Dr.	Cr.	Dr.	Cr.		
1	Mewar Technocast Pvt. Ltd. Misc	Associate Concern	-	-	-	-	5,22,136	5,22,136	-	
2	Mewar Technocast Pvt. Ltd.-Trading A/c	Associate Concern	36,334	-	33,44,228	1,58,76,198	4,05,97,000	3,28,471	2,77,72,893	Dr
3	Kingson Hi-Tech Industries-Calicut (Kerala)	Associate Concern	67,510	-	-	-	-	-	67,510	Dr
4	Kingson Hi-Tech Industries-Debtors	Associate Concern	9,23,261	-	-	-	-	-	9,23,261	Dr
5	Sh. C. S. Rathore (Director)	Director	-	-	-	1,35,000	20,39,839	91,502	18,13,337	Dr
6	Reena Rathore Imprest	Director	-	-	-	-	71,000	1,41,000	(70,000)	Cr
7	Rathore Infra - Misc	Associate Concern	-	-	-	-	10,69,455	10,69,455	-	
8	Rathore Infra - Trading A/c	Associate Concern	20,11,579	-	12,17,332	46,98,489	18,46,998	2,89,152	88,268	Dr
	TOTAL		30,38,684	-	45,61,560	2,07,09,687	4,61,46,428	24,41,716	3,05,95,269	



9. Based on our review, the company has not isolated trade payable related to micro and small enterprises.
10. The maintained inventory record is neither adequate nor reliable for our audit. In our opinion stringent and persuasive action must be taken for proper maintenance of inventory record for the purpose of proper verification and safeguard of the company. Adequate record of inventory is an important aspect of this company because it represent large balance of assets. There is no record produced for our verification with regard to state of completion of work in progress, hence physical condition and existence of items of inventories was not feasible to determine. As such, it is impossible to certify that the recorded inventory are free from material error. Hence it is certified by the management only
11. According to the information and explanations given to us and on the basis of our examination of the records of the Company, amounts deducted/ accrued in the books of account in respect of undisputed statutory dues including GST, Income Tax, TDS and other material statutory dues have been noticed irregular to deposits during the year by the Company with the appropriate authorities, the statutory dues outstanding exceeding six months are as under :-

Sr.No.	Nature of Dues	Amount Outstanding as on 30.09.2022 (Rs.)	Amount Pending more than six months (Rs.)	Related period	Remarks
1	VAT	64399	64399	FY 17-18	
2	TDS/TCS	965548	-	FY 22-23	
3	ESI	219322	-	FY 22-23	
4	PF	1829656	-	FY 22-23	
5	GST	4188065	18027	FY 22-23	

Place of signature: Udaipur
Date: 14.11.2022



For: Sagar Golchha & Co.
Chartered Accountants
FRN: 007755C

(CA Sagar Golchha)
(Proprietor)
(M.No. 076797)

UDIN: 22076797BDALDF8283